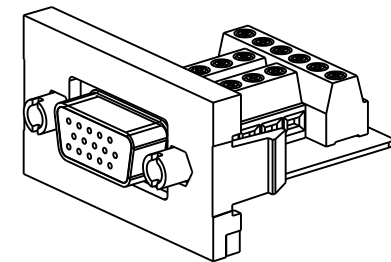
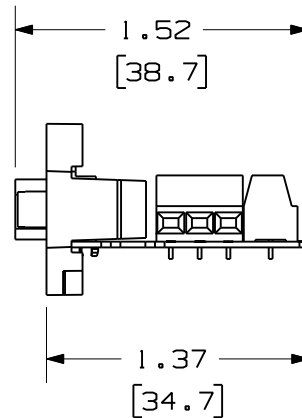
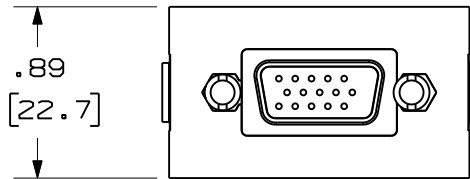
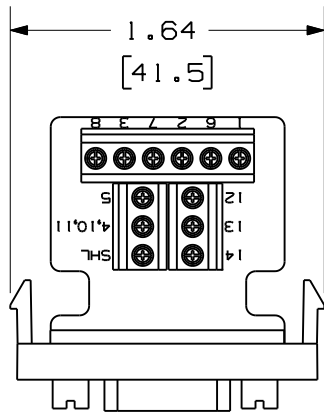


THIS COPY IS PROVIDED ON A RESTRICTED BASIS AND IS NOT TO BE USED IN ANY WAY DETRIMENTAL TO THE INTERESTS OF PANDUIT CORP.



PANDUIT P/N	WEIGHT
CHD15HDSC**	.36 LB/10 PCS
IAPHD15HDSCWH	(164.3 g/10 PCS)



NOTES:

- SEE CURRENT CATALOG FOR ADDITIONAL PART NUMBER SUFFIXES TO INDICATE COLOR AND OR PACKAGE QUANTITY.
- SEE CATALOG FOR COMPLETE LIST OF PARTS APPLICABLE FOR USE WITH THIS PART.
- DIMENSIONS IN PARENTHESES ARE IN METRIC.
- PART INCLUDES:
1- 1/3 INSERT
1- 15 PIN H.D. D-SUB CONNECTOR (ASSEMBLED TO 1/3 INSERT)

MODEL FILENAME	MO2201AA/01	SIZE A	
DRAWING FILENAME	MO2201AA_DC/01B		
15 PIN HIGH DENSITY D-SUB FIELD-TERMINATING 1/3 INSERT CUSTOMER DRAWING			
PANDUIT [®] TINLEY PARK, IL 60487		I.I. NUMBER	N/A
		PRODUCT SPEC/ PKG SPEC	N/A
<p>THIRD ANGLE PROJECTION</p> <p>ALL DIMENSIONS ARE GIVEN IN INCHES, UNLESS OTHERWISE SPECIFIED.</p> <p>DIMENSIONAL TOLERANCES ARE: (.X) ± (.XXX) ± .010(.3) (.XX) ± .03(.8) ANGLES ±</p>		ASSY METHOD/ TEST METHOD	N/A
		SCALE	NONE
DRAWN BY	JsP	REVIEW DRAWING NUMBERS	PART NO. SEE TABLE
DATE	4-5-05	MAT'L	
CHK'D	EB	BASE: ABS	DRAWING NO. 02201-05

REV	DATE	BY	CHK	DESCRIPTION	ECN	R	CUST	SUP	OTH
I	6-6-11	BJN	JSP	A. ADDED SUPPLEMENTAL P/N IAPHD15HDSCWH	02201-05	JSP	JSP		
R	4-5-05	JsP	EB	RELEASED TO PRODUCTION	02201-05	EB	EB		